

WSB5503W

Middle Power Schottky Barrier Diode

Features

- 1A Average rectified forward current
- Low forward voltage
- Low leakage current
- Small package SOD-323




SOD-323



Circuit

Applications

- Switching circuit
- Middle current rectification



Marking

Absolute maximum ratings

Parameter	Symbol	Value	Unit
Reverse voltage (repetitive peak)	V_{RM}	40	V
Reverse voltage (DC)	V_R	40	V
Average rectified forward current	I_O	1	A
Peak forward current ⁽¹⁾	I_{PK}	25	A
Junction temperature	T_J	125	°C
Operating temperature	T_{opr}	-40 ~ 85	°C
Storage temperature	T_{stg}	-55 ~ 150	°C

Electronics characteristics ($T_A=25^{\circ}C$)

Parameter	Symbol	Condition	Min.	Typ.	Max.	Unit
Forward voltage	V_F	$I_F=1A$	-	0.5	0.57	V
Reverse current	I_R	$V_R=V_R$	-	10	50	uA
Junction capacitance	C_J	$V_R=4V, F=1MHz$	-	-	120	pF

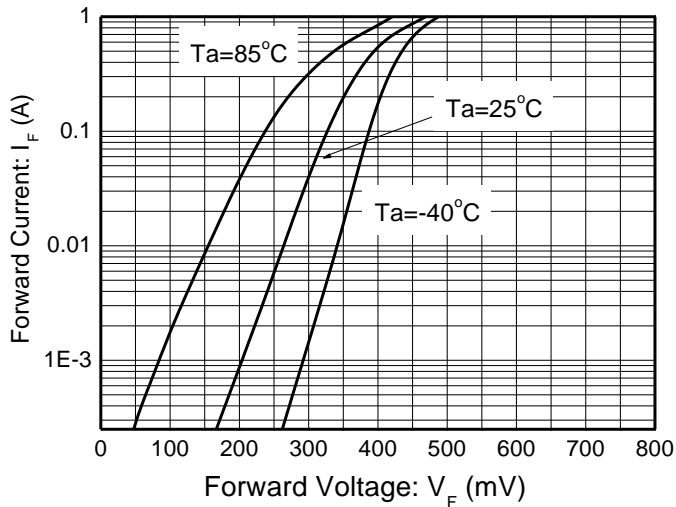
Order Informations

Device	Package	Marking	Shipping
WSB5503W-2/TR	SOD-323	*. L ⁽²⁾	3000/Reel&Tape

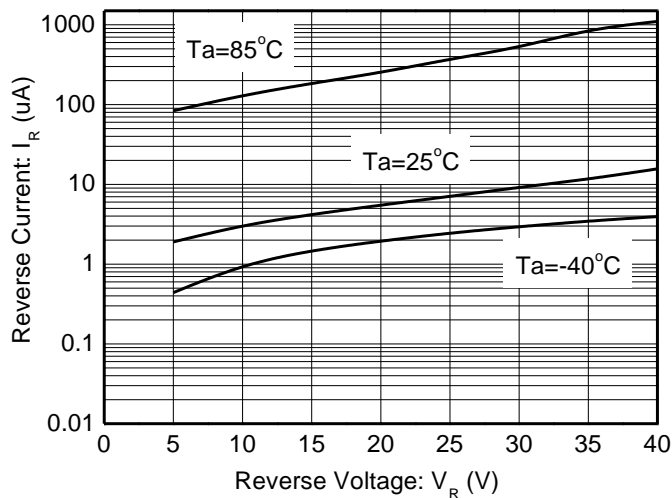
Note 1 : Pulse Width=1us, Single Pulse

Note 2 : * = Month code (A~Z); . L = Device code

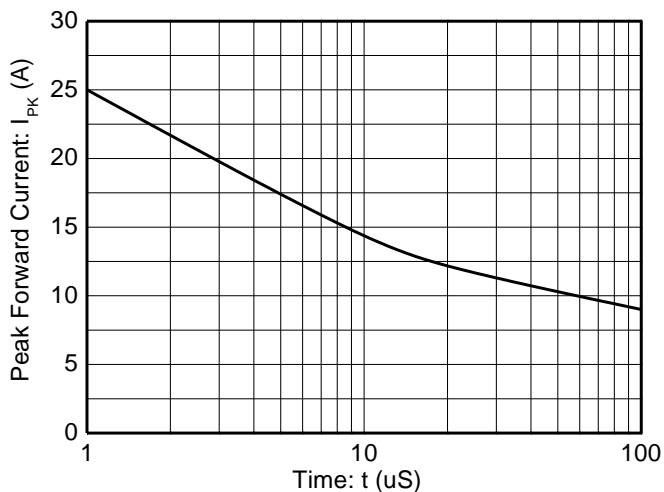
Typical characteristics (Ta=25°C, unless otherwise noted)



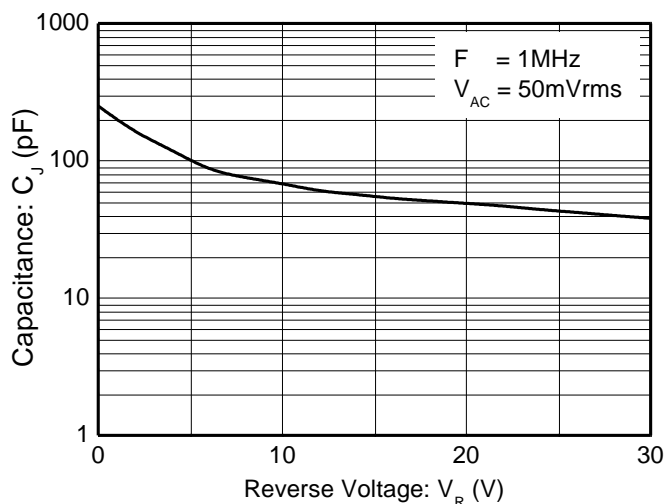
Forward voltage vs. Forward current



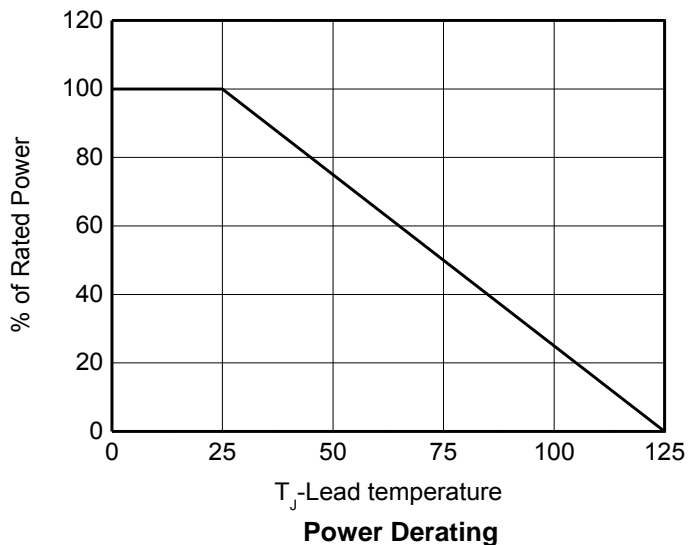
Reverse current vs. Reverse voltage



Peak pulse forward current characteristics



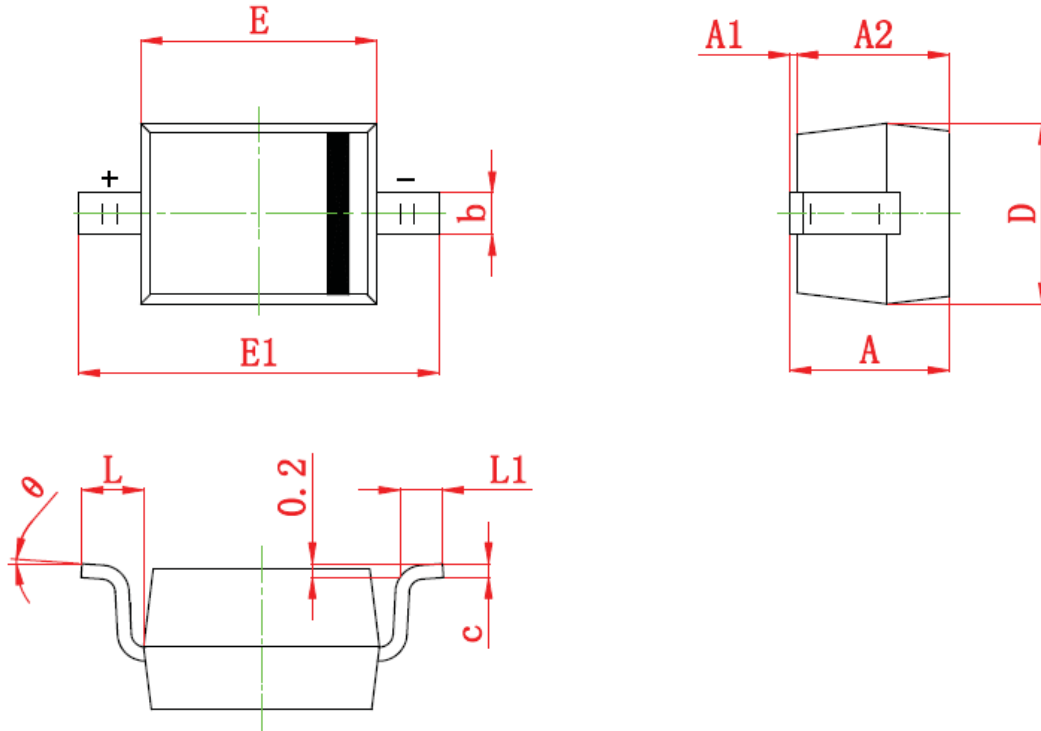
Junction capacitance vs. Reverse voltage



Power Derating

Package outline dimensions

SOD-323



Symbol	Dimensions in millimeter		
	Min.	Typ.	Max.
A	-	-	1.000
A1	-	-	0.100
A2	0.800	0.850	0.900
b	0.250	0.300	0.350
c	0.080	0.115	0.150
D	1.200	1.300	1.400
E	1.600	1.700	1.800
E1	2.500	2.600	2.700
L	0.475 (REF)		
L1	0.250	0.325	0.400